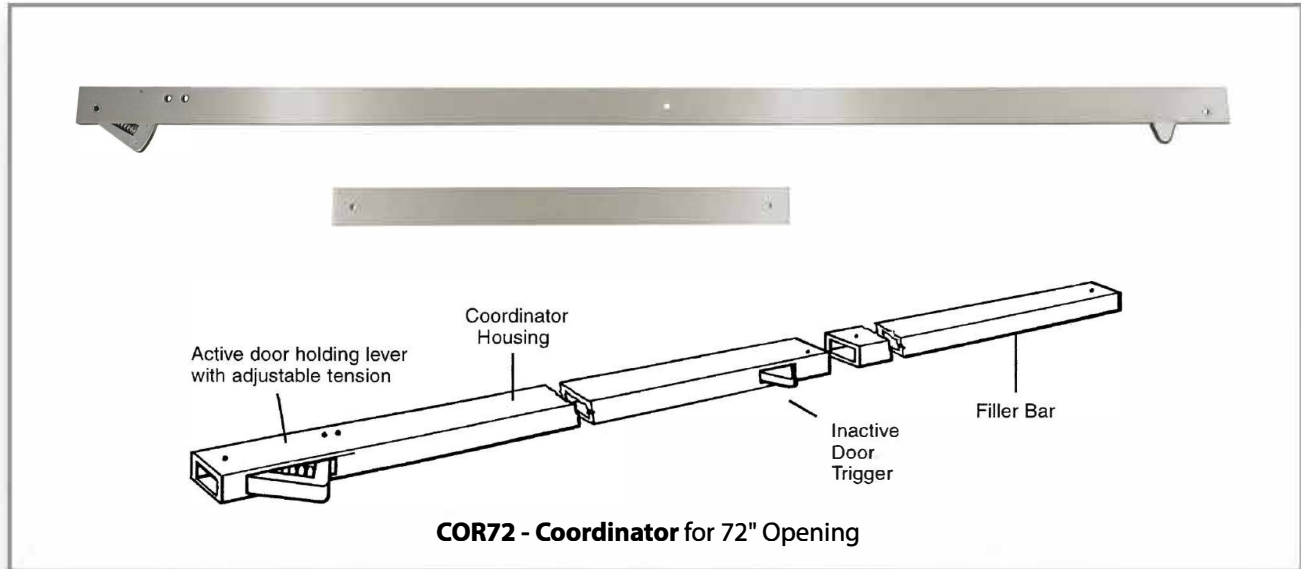


Coordinator

COR60 / COR72 / COR84



Features

- Extruded aluminum housing
- Adjustable tension override spring
- Filler bar provided allowing an even, unbroken line the full width of the opening
- Mounting screws #12 x 24 x 1-1/4" MS
- For use on fire rated openings

UNI #	Opening Width	Coordinator Size	Filler Size
COR 60	5'	42"	18"
COR 72	6'	52"	20"
COR 84	7'	52"	32"

Options

- COR18FL - 18" Filler Bar
- COR20FL - 20" Filler Bar
- COR32FL - 32" Filler Bar

Finishes

Stocking: AL-US28 (689) Aluminum Painted,
 Special Order: DU-US20 (690) Duro/Dark Bronze Painted

Warranty

3 Year Warranty

Specifications

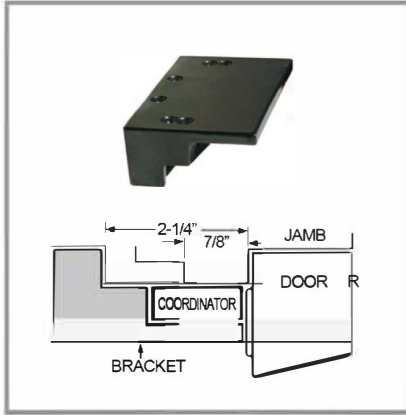
Coordinator shall be by INOX® model number COR flat bar type and made from extruded aluminum. Coordinator shall control the closing sequence so the active door is held open until the inactive door closes, triggering the release of the active door allowing for proper latching. Optional COR18, 20 or 32 filler bar shall be provided allowing an even, unbroken line the full width of the opening. Optional COR-MB434M or COR-MB414N shall be ordered for each piece of hardware to be mounted over the bar coordinator.

Code Compliance



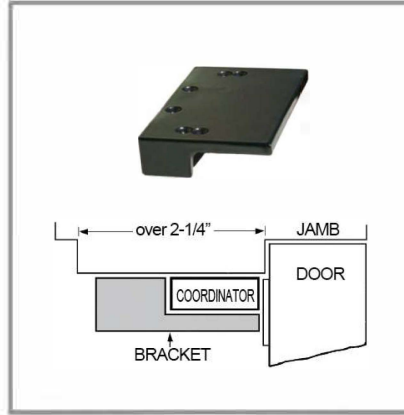
- ANSI - A156.3 Type 21A
- Conforms to UL 10C and UBC 7-2
- ANSI A117.1 and ADA for Barrier-Free accessibility
- C-UBC-California Amended Uniform Builders Code
- NFPA 80 - National Fire Protection Association
- NFPA 101- National Fire Protection - Life Safety

Coordinator Accessories



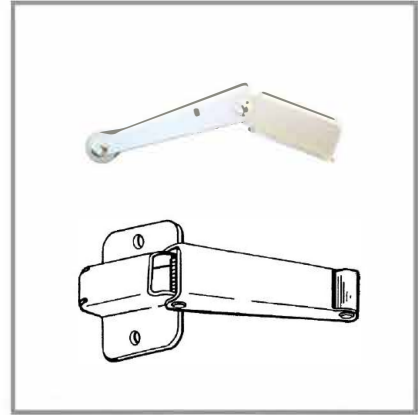
COR-MB434M

Mounting Bracket
 Jamb Depth 4-3/4" Min.
 5/8" Stop Height
 For Stop Width 7/8" to 2-1/4"



COR-MB414N

Mounting Bracket
 Jamb Depth 4-1/4" Min.
 5/8" Stop Height
 For Stop over 2-1/4"



COR-CB100

Carry Bar is mounted on the inactive door. When inactive door opens the carry bar opens the active door until it engages the coordinator hold open mechanism. Not used with automatic flush bolts.