



ISM7000 SERIES

Smart Mortise Entry Sets

- Grade 1, 3-hr fire rated commercial mortise lock that can be remotely locked, unlocked, and programmed using smartphone or BLE/WIFI gateway
- Intuitive mobile INOX app supports multiple users and properties with real time access management
- Entry function with easily programmable Privacy and Passage modes
- The Patent Pending lock is installed without special door prep and is battery powered

FEATURES

- Motor-driven deadbolt provides auto-locking function
- Entry function with programmable Passage and Privacy modes with optional mechanical key override
- Passage mode can be activated with interior button
- Unit powered by 4 x AA alkaline batteries with secondary 9V power source for emergency access
- ANSI Grade 1 commercial mortise construction

ACCESS

- Smartphone App via Bluetooth
- Smartphone App remote access using BLE/WIFI gateway
- High Frequency 13.56MHz Card, FOB or Wristband
- Mechanical key and thumbturn
- INOX SMART App available on Apple and Google Play

APPLICATION

INOX ISM7000 BLE mortise lock is a perfect gateway solution across commercial, residential, mixed-use, hospitality and residential applications

An entry lock for apartment unit, gym, laundry or office doors for multi-family/mixed-use properties, multi-tenant offices, retail/commercial facilities, or high-end residential entry doors

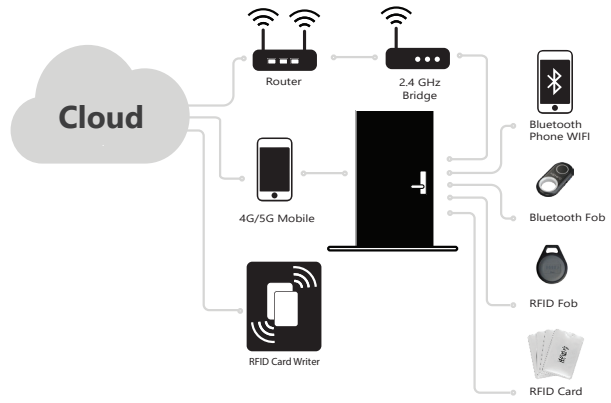
CODE COMPLIANCE

- Backend IoT PaaS complies with domestic and international information security standards, privacy and compliance requirements
- Backend IoT PaaS security covers data and cloud services



FINISH

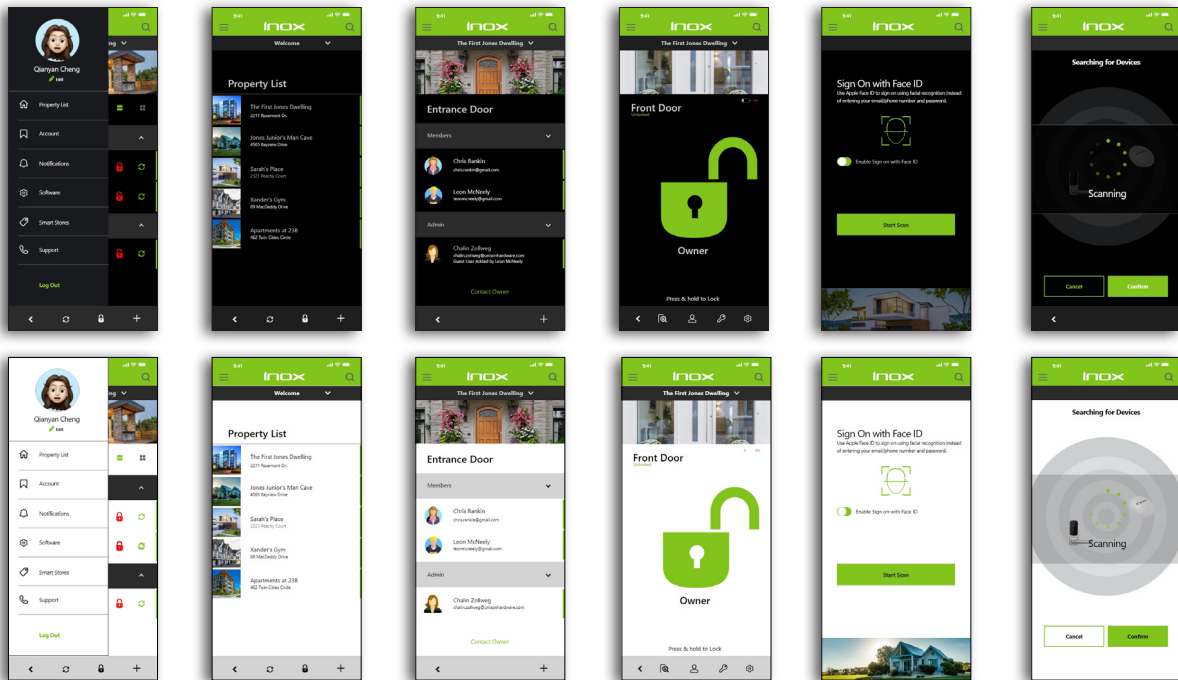
- Satin Stainless Steel -32D, Bright Stainless Steel -32
- CeraMax Ceramic Coating - C19G Graphite Black, C19 Flat Black, CGY Stormy Grey, CDB Dark Bronze
- Please see Finish Solutions on INOX website for special order finishes





APP CAPABILITIES

- Multi-level user Access and Permission Management
- Remote Locking and Unlocking via BLE/WIFI gateway
- Device Management and Personalization
- Do Not Disturb and DND Override functions
- Bluetooth mobile Locking and Unlocking
- Global Search function
- Account Management and Settings
- Property and Door Information Management
- Cloud-based encrypted authentication
- 2-step verification for added security
- Additional Bluetooth and Secure RFID credentials
- App and Web-based solutions



Download the INOX SMART App



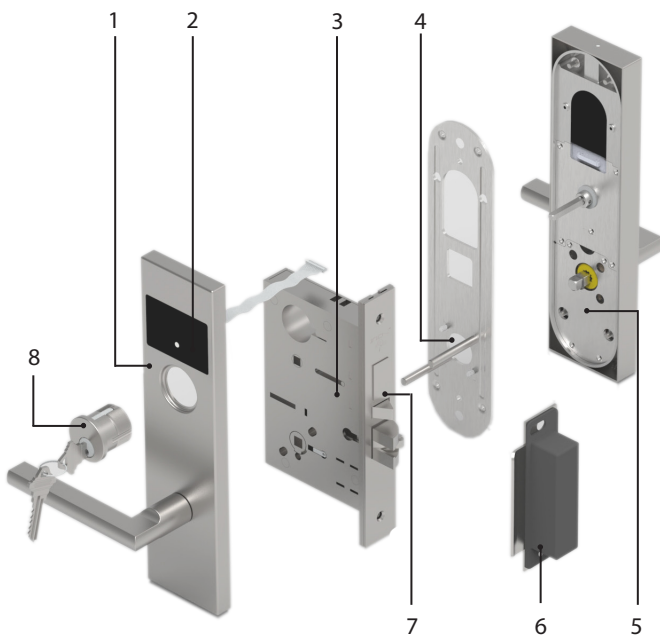
ISM7000 SMART MORTISE ENTRY SET

LOCK SPECIFICATIONS

Lockcase Backset	2-3/4" (70mm)
Center to Center Distance	Lever to Cylinder: 3-7/8" (98mm) Lever to thumbturn: 2-11/16" (68mm)
Handing	Specify handing when ordering
Cylinder	Schlage C keyway 6 pin, 1-1/4" mortise cylinder with 2 keys (standard). Optional SFIC and LFIC housing and cores available
CAM	CAM01-SCL Clover Cam
Material	Trim: Stainless Steel Lockcase: Heavy gauge Steel Bolt: Brass and Stainless Steel Faceplate/Strike: Stainless Steel Cylinder: Solid Brass



COMPONENTS



Description














- 1 Exterior heavy-duty stainless steel cast plate with choice of X Series lever designs
- 2 Glareless Viewing Portal
- 3 ISM7000 lockcase and faceplate; 2-3/4" backset
- 4 Interior sub-plate
- 5 Interior heavy-duty stainless steel cast plate with choice of X Series lever designs
- 6 1/4" (6.35mm) adjustable strike
- 7 1" (25.4mm) heavy-duty deadbolt
- 8 Schlage C keyway, 6 pin 1-1/4" mortise cylinder **CMB1146**

HOW TO ORDER ISM7000 SMART MORTISE ENTRY SET

HOW TO ORDER LOCKSETS




Use the sequence below to order or specify mortise locksets. Please see price book for parts or additional service upcharges.

INOX Smart Mortise	Plate	Lever	Lock	Bluetooth Reader/Writer	Finish	Handing
ISM 1	SFR 2	243 3	-MC7438 4	BRW	32D 5	LH 6

PLATE	LEVER	LOCK
 SFR	 201  244  345	 202  276  346  205  318  221  319  243  320
		Deadbolt Entry without Toggle

5 FINISH

Standard:

				
32D	C19G	C19	CGY	CDB
				
32				

6 HANDING

RH = Right Hand

LH = Left Hand

RHR = Right Hand Reverse

LHR = Left Hand Reverse

