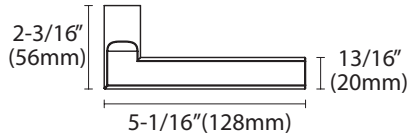


243 Sunrise Lever

Interior Leversets



FUNCTION

TL4 Tubular Latch Set with RA, SE, GT or GS or SH Plate

Passage, 2-3/8" = L461 Passage, 2-3/4" = L471
 Privacy, 2-3/8" = L462 Privacy, 2-3/4" = L472
 Half Passage, 2-3/8" = L465 Half Passage, 2-3/4" = L475
 Single Dummy Left = DL Single Dummy Right = DR

TL7 Magnetic Latch Set with RA, SE, GT or GS or SH Plate

Passage, 2-3/8" = L761 Passage, 2-3/4" = L771
 Privacy, 2-3/8" = L762 Privacy, 2-3/4" = L772
 Half Passage, 2-3/8" = L765 Half Passage, 2-3/4" = L775
 Single Dummy Left = DL Single Dummy Right = DR

Tubular Entry set with deadbolt and LA, SF, SH Plate

2-3/8" backset = C463 2-3/4" backset = C473

Tubular Handleset with NY, ME Plate

Entry, 2-3/8" = C563 Entry, 2-3/4" = C573
 Dummy = TDP

Multipoint Trim with BP, MU Plate

Passage = MA10 Full Dummy = MADP
 Patio US Cylinder = MA15 Entry US Cylinder = MA55
 Patio Euro Cylinder = MA25 Entry Euro Cylinder = MA35
 Half Passage / Half Dummy = MA20

Mortise Locks for Handlesets with NY, MH, ME, BW Plate

Entry, 2-1/2" = MT620 Entry, 2-3/4" = MT720
 Dummy = MTEDP

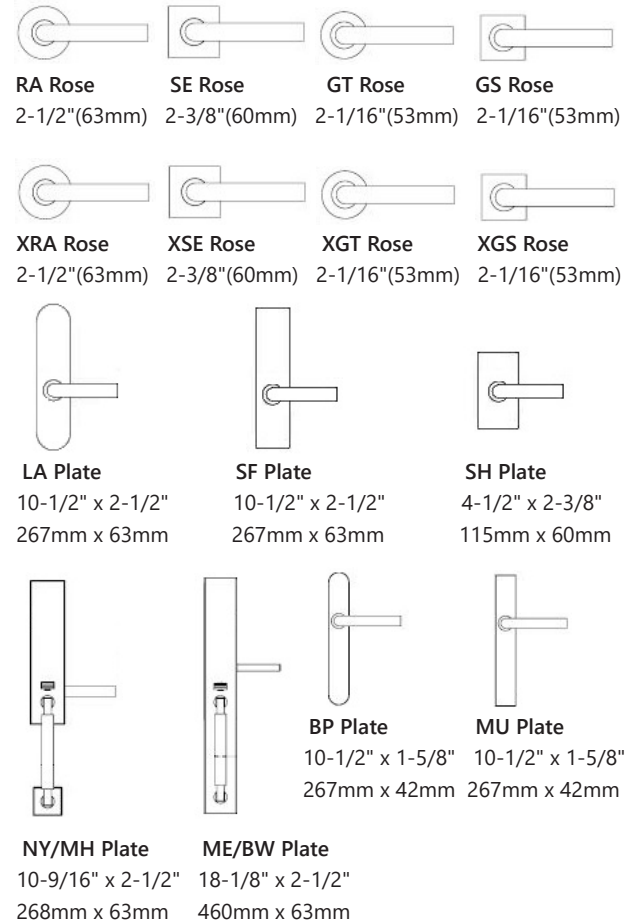
Mortise Locksets with XRA, XSE, XGT, XGS or LA, SF Plate

Passage = 10 Privacy = 40
 Entry w/ Toggle = 53 Entry = 50
 Entry w/o Toggle = 38 Storeroom = 80
 Classroom = 70 Dummy Pair = MDP


SPECIFICATIONS

Door Thickness	1-3/8" to 1-3/4" (35mm to 45mm)
Lever Dimensions	5-1/16" x 2-3/16" x 13/16" (128mm x 56mm x 20mm)
Material	Trim: Stainless Steel

ESCUTCHEON OPTIONS



FINISH



Disclaimer: This document contains design concepts and specifications in development as a work in progress. INOX reserves the right to modify any and all parts of product design, dimensions, specifications, functions, and proprietary configurations at any time. Updated revisions will be released at INOX's discretion. Please contact Unison Hardware, Inc., to inquire about updated information before specifying and ordering this product.