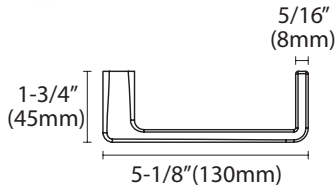


346 Osaka Lever

Interior Leversets



FUNCTION

TL4 Tubular Latch Set with RA, SE, GT or GS or SH Plate

Passage, 2-3/8" = L461	Passage, 2-3/4" = L471
Privacy, 2-3/8" = L462	Privacy, 2-3/4" = L472
Half Passage, 2-3/8" = L465	Half Passage, 2-3/4" = L475
Single Dummy Left = DL	Single Dummy Right = DR

TL7 Magnetic Latch Set with RA, SE, GT or GS or SH Plate

Passage, 2-3/8" = L761	Passage, 2-3/4" = L771
Privacy, 2-3/8" = L762	Privacy, 2-3/4" = L772
Half Passage, 2-3/8" = L765	Half Passage, 2-3/4" = L775
Single Dummy Left = DL	Single Dummy Right = DR

Tubular Entry set with deadbolt and LA, SF, SH Plate

2-3/8" backset = C463	2-3/4" backset = C473
-----------------------	-----------------------

Tubular Handleset with NY, ME Plate

Entry, 2-3/8" = C563	Entry, 2-3/4" = C573
Dummy = TDP	

Multipoint Trim with BP, MU Plate

Passage = MA10	Full Dummy = MADP
Patio US Cylinder = MA15	Entry US Cylinder = MA55
Patio Euro Cylinder = MA25	Entry Euro Cylinder = MA35
Half Passage / Half Dummy = MA20	

Mortise Locks for Handlesets with NY, MH, ME, BW Plate

Entry, 2-1/2" = MT620	Entry, 2-3/4" = MT720
Dummy = MTEDP	

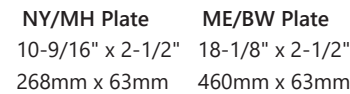
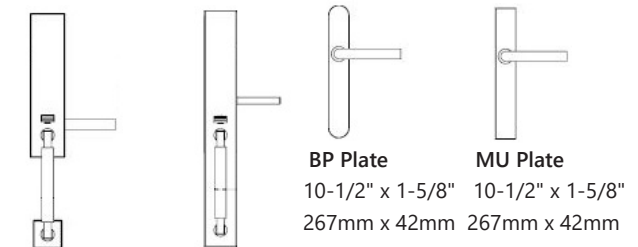
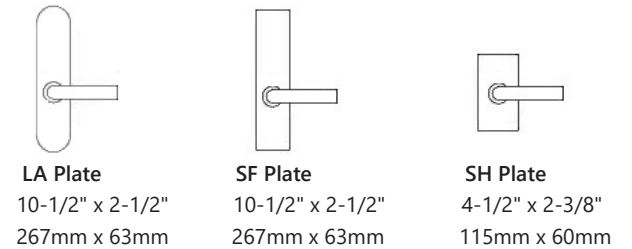
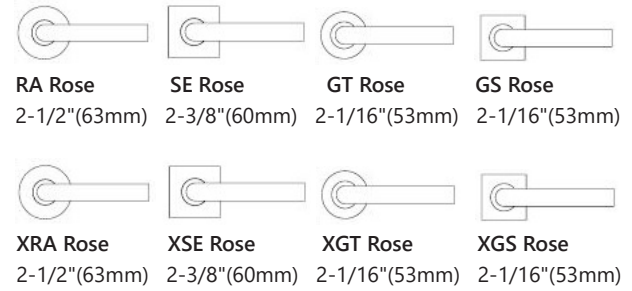
Mortise Locksets with XRA, XSE, XGT, XGS or LA, SF Plate

Passage = 10	Privacy = 40
Entry w/ Toggle = 53	Entry = 50
Entry w/o Toggle = 38	Storeroom = 80
Classroom = 70	Dummy Pair = MDP

SPECIFICATIONS

Door Thickness	1-3/8" to 1-3/4" (35mm to 45mm)
Lever Dimensions	5-1/8" x 1-3/4" x 5/16" (130mm x 45mm x 8mm)
Material	Trim: Stainless Steel

ESCUTCHEON OPTIONS



FINISH



Disclaimer: This document contains design concepts and specifications in development as a work in progress. INOX reserves the right to modify any and all parts of product design, dimensions, specifications, functions, and proprietary configurations at any time. Updated revisions will be released at INOX's discretion. Please contact Unison Hardware, Inc., to inquire about updated information before specifying and ordering this product.