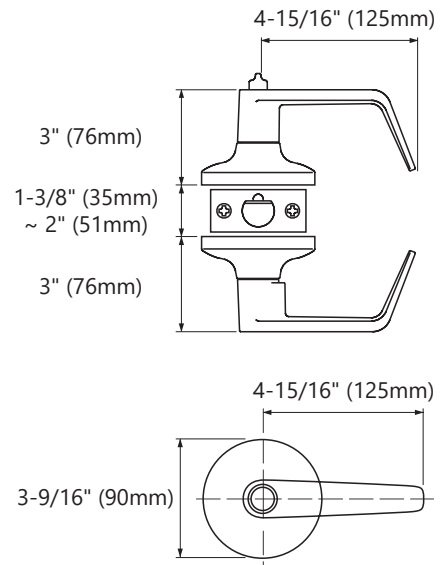


CL CYLINDRICAL LOCKSETS

Commercial Grade 1

SPECIFICATIONS

Door Thickness	1-3/8" (35mm) ~ 2" (51mm) standard doors
Door Prep	Crossbore 2-1/8" (54mm), Edgebore 1" (25mm), Latch face 2-1/4" (57mm) x 1-1/8" (28.6mm)
Backset	2-3/4" (70mm) standard 2-3/8" (60mm) optional
Cylinder	6-pin anti-pick, solid brass cylinder
Keys	Two (2) keys per lock. Schlage C keyway Keyed-Different standard Keyed-Alike, Construction key, Master key suite, or other keyways available by special order
Handing	Non-handed
Trim	Solid zinc diecast levers 55° lever rotation for full latch retraction
Clutch Function (CL)	Outside lever free wheeling while locked to prevent vandalism
Rose	3-9/16" (90mm) diameter Brass roses with concealed screws Threaded interior and exterior roses Removable thru bolts
Latchbolt	1/2" (12.7mm) throw, Stainless Steel 3 hour fire rated latchbolt Reversible for flat and beveled doors
Faceplate	2-1/4" (57mm) x 1-1/8" (28.6mm) square corner standard. Stainless Steel or brass faceplate
Strike	ANSI curved lip strike 4-7/8" (124mm) x 1-1/4" (32mm) x 1-1/4" (32mm) lip to center standard. Full lip strike or T strike available



STANDARD FINISHES

- 10B Oil Rubbed Bronze
- 19G Graphite Black
- 26D Satin Chrome

For additional finish options not listed, contact Sales Department for MOQ and lead times

CODE COMPLIANCE



ANSI A156.2 Grade 1, UL 10C and UBC 7.2 for positive pressure
ANSI A117.1 ADA Barrier-free Accessibility
C-UBC California Uniform Builders Code-2001
NFPA-80 National Fire Protection-1999
NFPA-101 National Fire Protection-Life Safety-2000

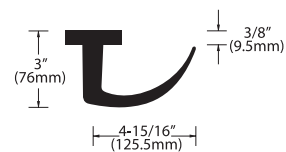
CL LEVER DESIGNS



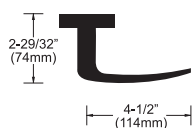
07 IN STOCK



09 IN STOCK

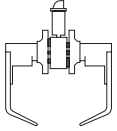


06 SPECIAL ORDER



CL FUNCTIONS

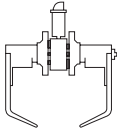
Non Keyed Locks



10 (ANSI: F75)

Passage Latch

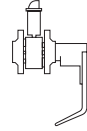
Both levers are always unlocked from inside and outside



40 (ANSI: F76)

Privacy Lock

Outside lever is locked by push button inside
Outside lever is unlocked by emergency release outside, rotating inside lever or closing door
Inside lever is always free for emergency exit



25 (ANSI: F111)

Exit/Communicating Lock

Inside lever is always unlocked
Blank plate outside
Inside lever is always free for emergency exit

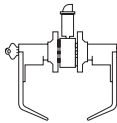


17

Single Dummy Trim

Single dummy trim for one side

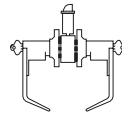
Keyed Locks



50 (ANSI: F82)

Entrance/Office Lock

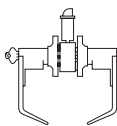
Push button locks outside lever
Key outside releases push button, unlocking outside lever
Operating inside lever releases push button, unlocking outside lever
Inside lever is always free for emergency exit



75 (ANSI: F110)

Intruder Classroom Lock

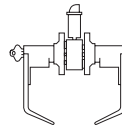
Outside lever is locked or unlocked by key from either side
When unlocked, the lockset works as a passage set
When locked, key required from either outside or inside to unlock the lockset
Inside lever is always unlocked for emergency exit



53 (ANSI: F109)

Entrance Lock

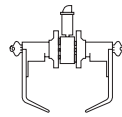
Push and turn button to keep outside lever locked. Key is always required to unlock the outside lever until button is reset
Push button only locks outside lever until it is unlocked by key or by turning inside lever
Key releases outside lever and push button inside, except when inside button is pushed and turned to keep outside lever locked
Inside lever always free for emergency exit



80 (ANSI: F86)

Storeroom Lock

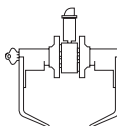
Outside lever is unlocked only while key is turned
Inside lever is always free for emergency exit



66 (ANSI: F91)

Store Door Lock

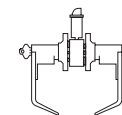
Key from either inside or outside locks or unlocks both levers
When unlocked, latch bolt operates by lever from either side



70 (ANSI: F84)

Classroom Lock

Outside lever is locked or unlocked by key
When unlocked the lockset works as a passage set
When locked, key required from outside to unlock the lockset
Inside lever is always unlocked for emergency exit



82 (ANSI: F87)

Institution Lock

Both levers are always inoperable
Entrance by key in lever from either side

CL DEAD LATCHES AND SPRING LATCHES



LSL06N
2-3/8" Spring Latch
1-1/8" Faceplate



LSL06K
2-3/8" Dead Latch
1-1/8" Faceplate



LSL07N
2-3/4" Spring Latch
1-1/8" Faceplate



LSL07K
2-3/4" Dead Latch
1-1/8" Faceplate

HOW TO ORDER

Stocked Grade 1 CL Cylindrical Locksets

For leversets using the same interior and exterior lever and finish combination: Stock items have shorter lead times.

Product	Lever	Function	Cylinder	Finish	Backset
CL	07	50	IC	26D	238
1	2	3	4	5	6

PRODUCT



LEVER



FUNCTION

Non-Keyed Locks:

- 10 Passage Latch (F75)
- 40 Bath/Bedroom Privacy Lock (F76)
- 25 Exit/Communicating Lock (F111)
- 17 Single Dummy Trim

Keyed Locks:

- 50 Entrance/Office Lock (F82)
- 53 Entrance (F109)
- 70 Classroom Lock (F84)
- 75 Intruder Classroom Lock (F110)
- 80 Storeroom Lock (F86)
- 66 Store Door Lock (F91)
- 82 Institution Lock (F87)

4 CYLINDER


Blank Standard Cylinder in Lever/Knob 6 Pin Schlage C Keyway

IC With Small Format Interchangeable Cylinder SFIC 6 Pin Less Core*

* All IC Core i.e. construction core, combined core order separately.

5 FINISH

Standard:



6 BACKSET

Blank = Standard 2-3/4" Backset

238 = 2-3/8" Backset