



## INOX Stainless Steel Finishes

- Satin Stainless Steel - US32D (629)
- Bright Polished Stainless Steel - US32 (630)
- Bright Polish + Satin Stainless Steel - Two-Tone
- Oil Rubbed Bronze on Stainless Steel - US10B (613)

Satin and Bright Polish Stainless Steel are the primary INOX finishes.

The Satin Stainless Steel finish brings out the natural beauty of nickel, as nickel is the essence of stainless steel. Refined hand polishing reveals an elegant color and smooth texture. The Bright Polish finish reflects the other natural substance of stainless steel which is chrome, a finish that is always stylish and refreshing. These finishes are guaranteed for life, whereas a plated finish does not have the same longevity.

INOX has a new finish – INOX Oil Rubbed Bronze on Stainless Steel.

Contemporary design and material with a classic finish has been in ever increasing demand in the world of interior design. INOX ORB offers a beautiful, dark satin finish with a metallic bronze undertone that can be seen with natural light reflection. Aging highlights have also been carefully handcrafted by master craftsmen.



Satin Stainless Steel (US32D)

Bright Polished Stainless Steel (US32)

Oil Rubbed Bronze on Stainless Steel (US10B)

## Why Stainless Steel?


Sustainability, the use of recycled and sustainable materials requiring minimal manufacturing waste and maintenance, is a must in today's avant-garde world of knowledgeable designers, architects, and 21st century consumers.

Stainless steel has a stellar environmental track record due to the steel industry's sparing use of primary energy, which reduces waste streams and saves non-renewable resources. Due to its self-sustaining qualities, there is as much as a 28% reduction in CO2 emissions captured through the use of 100% raw stainless steel, and each ton of stainless steel recycled scrap replaces one ton of raw material. INOX stainless steel hardware consists of 60% - 80% recycled material.



**inox**<sup>®</sup>  
Unlock your imagination...

**inox**<sup>®</sup>  
Unlock your imagination...



# Stainless Steel Collection

CAT-INOX-PAM.V120726



*We Believe...*

*True genius lies in simplicity.  
If you let your imagination take flight and follow your dreams,  
boundless possibilities abound.  
When we break free from our old, conventional thinking  
we find what lies beyond ordinary thoughts are exceptional ideas.  
The artist lives within each of us so dare to reflect your individuality.  
Exceptional engineering and creative design are nothing without Passion and Soul.*


Tel: +1 916 388 1888  
Fax: +1 916 388 8322  
Email: info@unisonhardware.com  
Web: www.inoxproducts.com



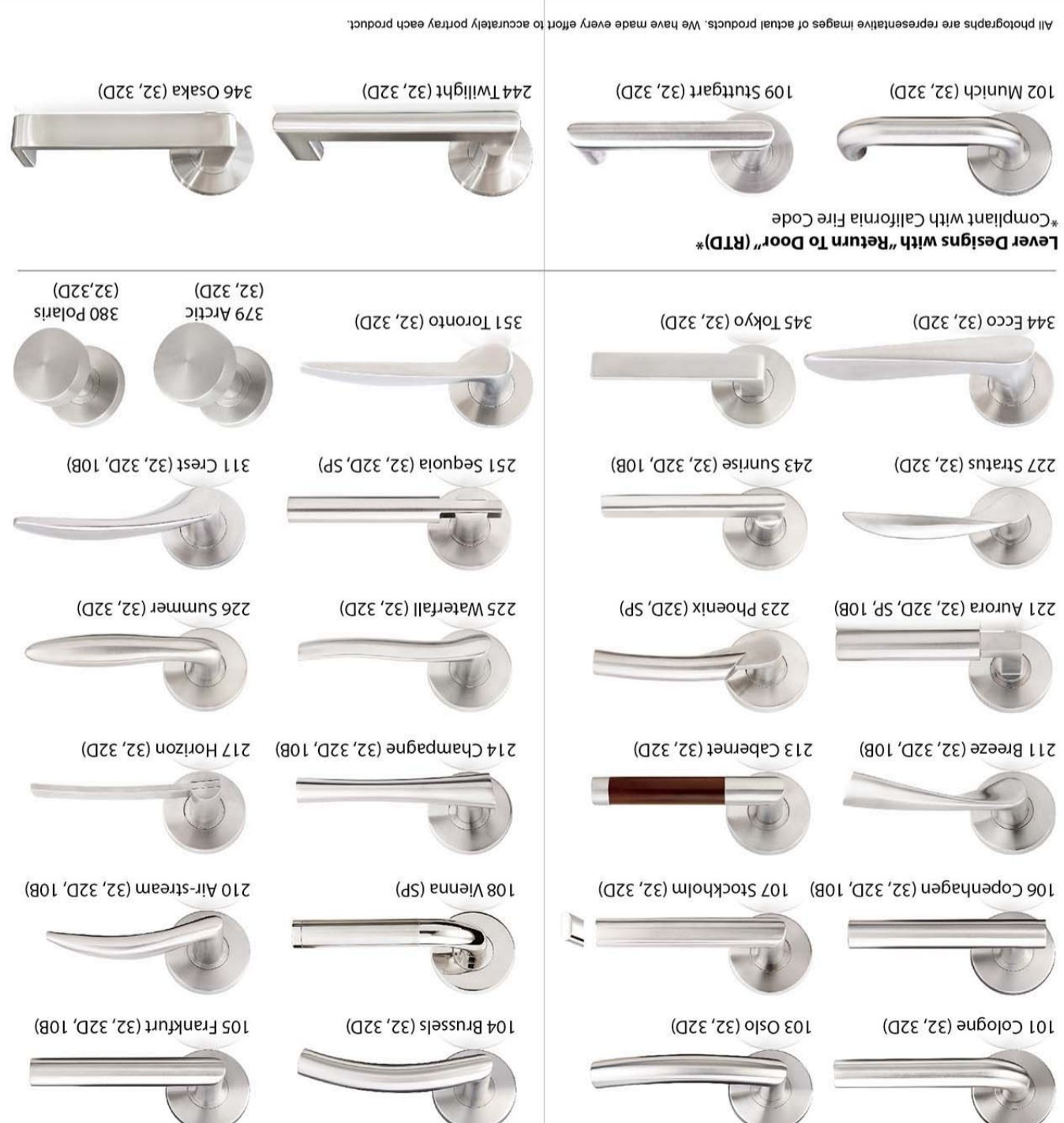
Unison Hardware Inc. also offers an extensive line for the commercial sector including locksets, hinges, door closers and additional door accessories.

Disclaimer: As of the publishing date of this catalogue all information contained within has been deemed accurate and to date. However, we are continuously improving and expanding our line in an effort to offer our clients the finest quality products and services. Therefore we reserve the right to alter these specifications at any time.

© 2010 Unison Hardware Inc. All rights reserved. Issue No. CAT-INOX-PAM.V120726



## ACCESSORIES



## LEVER DESIGNS AND FINISHES



All photographs are representative images of actual products. We have made every effort to accurately portray each product.

**Lever Designs with "Return To Door" (RTD)\***  
\*Compliant with California Fire Code

- 102 Munich (32, 32D)
- 109 Stuttgart (32, 32D)
- 344 Ecco (32, 32D)
- 227 Stratus (32, 32D)
- 221 Aurora (32, 32D, SP, 10B)
- 211 Breeze (32, 32D, 10B)
- 106 Copenhagen (32, 32D, 10B)
- 101 Cologne (32, 32D)
- 345 Tokyo (32, 32D)
- 243 Sunrise (32, 32D, 10B)
- 223 Phoenix (32D, SP)
- 213 Cabernet (32, 32D)
- 107 Stockholm (32, 32D)
- 103 Oslo (32, 32D)
- 244 Twilight (32, 32D)
- 351 Toronto (32, 32D)
- 379 Arctic (32, 32D)
- 380 Polaris (32, 32D)
- 251 Sequoia (32, 32D, SP)
- 225 Waterfall (32, 32D)
- 214 Champagne (32, 32D, 10B)
- 108 Vienna (SP)
- 104 Brussels (32, 32D)
- 346 Osaka (32, 32D)
- 311 Crest (32, 32D, 10B)
- 226 Summer (32, 32D)
- 217 Horizon (32, 32D)
- 210 Air-stream (32, 32D, 10B)
- 105 Frankfurt (32, 32D, 10B)

## ROSETTES



**RA Series**  
2-1/2" Round Rose

**SE Series**  
2-3/8" Square Rose



**GT Series**  
2-1/16" Round Rose

**GS Series**  
2" Square Rose

**Function:** Passage, Privacy, Half Passage, Dummy Single

## PRIVACY BOLTS



**GT Privacy Set**  
Passage w/ Privacy Bolt  
\* Also available in GS

**SF Privacy Set**  
Passage w/ Privacy Bolt  
\* Also available in LA

## DEADBOLTS



**RD Series**  
2-3/8" Round Rose

**SD Series**  
2-1/2" Round Rose

**GD Series**  
2-1/16" Round Rose



**HD Series**  
2-3/8" Square Rose

**CD Series**  
2-3/8" Square Rose

**LD Series**  
2-1/16" Square Rose

**Function:**  
Single Cylinder, Double Cylinder and Communicating

**Finish:**  
32: Bright Polish Stainless Steel (630)  
32D: Satin Stainless Steel (629)  
10B: Oil Rubbed Bronze on Stainless Steel

## PLATES



**LA Series**

**SF Series**

**LA Series**

**SF Series**

Tubular Passage, Privacy

Tubular Entry

**Function:**

Passage, Privacy, Passage w/  
Privacy Bolt, Dummy Single and  
Dummy Pair

**Function:**

1. Entry with Tubular Latch and  
Deadbolt combination  
2. Entry with Mortise Lock  
(residential and commercial  
grade)

**Finish:**

32: Bright Polish Stainless Steel (630)  
32D: Satin Stainless Steel (629)  
10B: Oil Rubbed Bronze on Stainless Steel

## TUBULAR LOCKS



## PLATE FOR MULTIPOINT LOCK



**MU Series**  
with US-knob Cylinder

**BP Series**  
with Euro Profile Cylinder

Lever to Cylinder Center Distance (CTC) 3-5/8" (92mm)

**Function:**

1. Entry function: US or Euro Cylinder  
2. Patio: US or Euro Cylinder, Passage, Dummy Pair,  
Half Passage/ Half Dummy

**Finish:**

32: Bright Polish Stainless Steel (630)  
32D: Satin Stainless Steel (629)  
10B: Oil Rubbed Bronze on Stainless Steel

## MORTISE LOCKS



**Function:**

Passage (F01)  
Privacy (F22)  
Office / Inner Entry (F04)  
Classroom (F05)  
Storeroom (F07)  
Entry w/ o Toggle  
Entry w/ Toggle (F20)  
Dummy Pair (MDP)



## MORTISE HANDLE SET



**NY Mortise Series**

**MH Mortise Series**



**ME Mortise Series**

**BW Mortise Series**

**Function:**  
Entry with MT Series Mortise Lock (Residential Grade)  
Dummy Set (for Pair Doors)

## TUBULAR HANDLE SET



**NY Tubular Series**

**MH Tubular Series**

**Function:**  
Entry with TL5 Residential Latch and Deadbolt  
Dummy Set (for Pair Doors)

## HINGES

	3-1/2" x 3-1/2"	Ga. 0.097"	2 Ball Bearing
	4" x 4"	Ga. 0.097"	2 Ball Bearing
	4" x 4"	Ga. 0.130"	2 Ball Bearing
	4-1/2" x 4"	Ga. 0.134"	2 Ball Bearing
	4-1/2" x 4-1/2"	Ga. 0.134"	2 Ball Bearing
	4-1/2" x 4-1/2"	Ga. 0.180"	4 Ball Bearing (4.6mm)
	5" x 4-1/2"	Ga. 0.180"	4 Ball Bearing (4.6mm)
	5" x 5"	Ga. 0.180"	4 Ball Bearing (4.6mm)
	3-1/2" x 3-1/2"	Ga. 0.107"	Spring Hinge
	4" x 4"	Ga. 0.130"	Spring Hinge
	4-1/2" x 4-1/2"	Ga. 0.134"	Spring Hinge




- 6 flush pull designs
- Surface Pull options
- ADA pulls and thumb turns
- 8 finishes

### Exclusive Features

- Adjustable strikes for easy installation
- Non Marring latch bolt
- Quiet plunger operation

## PULL HANDLES



	Tube Diameter	CTC
D-Shape	1"	10", 12"
	1-1/4"	12", 18"
U-Shape	3/4"	6", 8", 10", 12"
	1"	10", 12"
T-Shape	1-1/4"	12", 18"
	1"	10", 12", 18"
C-Shape	1-1/4"	12"
V-Shape	1-1/4"	12"