

INOX Finish Collection

Stocked finishes on stocked items - 1 to 2 weeks

Stocked finishes on limited items - 2 to 4 weeks

Stocked CeraMax finishes on stocked items - 2 to 4 weeks

Special order CeraMax finishes on stocked items - 6 to 8 weeks including setup fee, see page 107

Special order finishes on custom orders - 12 to 16 weeks, MOQ may apply

Key

PVD: Physical Vapor Deposition

EP: Electroplating

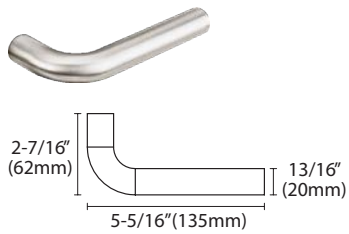
SS: Stainless Steel

CeraMax: Ceramic Coating

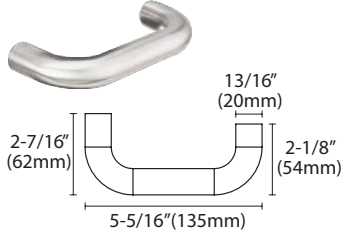
Finish Swatch	Finish Code	Finish Description	Material / Coating	Stocked	Special Order
	32	Bright Stainless Steel	SS	√	
	32D	Satin Stainless Steel	SS	√	
	15	Satin Nickel	EP		√
	26D	Satin Chrome	EP		√
	14	Polished Nickel	PVD		√
	26	Polished Chrome	EP		√
	3UNL	Unlacquered Brass	Brass		√
	3	Bright Brass	PVD		√
	36	Champagne	PVD		√
	4	Satin Brass	PVD	√	
	38	Aged Brass	EP		√
	39	Aged Gold	PVD		√
	40	Rose Gold	PVD		√
	41	Amber	PVD		√
	50	Platinum	PVD		√
	51	Espresso	PVD		√
	65	Black Pearl	PVD		√
	15A	Pewter	EP		√
	10B	Oil Rubbed Bronze	EP	√	
	19G	Graphite Black	EP	√	
	C19G	Graphite Black	CeraMax	√	
	C19	Flat Black	CeraMax	√	
	CGY	Stormy Grey	CeraMax	√	
	CDB	Dark Bronze	CeraMax	√	
	C20	Rainbeaux – Bordeaux	CeraMax		√
	C21	Rainbeaux – Sun Dazed	CeraMax		√
	C22	Rainbeaux – Pink Bubblegum	CeraMax		√
	C23	Rainbeaux – Goblin Green	CeraMax		√
	C24	Rainbeaux – Ocean Blue	CeraMax		√
	C25	Rainbeaux – Purple Reign	CeraMax		√
	C26	Rainbeaux – Aqua Blue	CeraMax		√
	C27	Rainbeaux – Deep Blue Sea	CeraMax		√
	C28	Rainbeaux – Red Hot	CeraMax		√
	C29	Rainbeaux – Sand Man	CeraMax		√
	C30	Rainbeaux – Moon Light	CeraMax		√
	C31	Rainbeaux – Cobalt Cool	CeraMax		√

Lever Design Overview

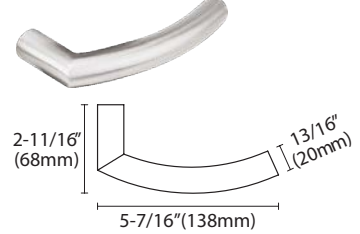
101 Cologne
(32, 32D, CGY, CDB, C19G, C19)



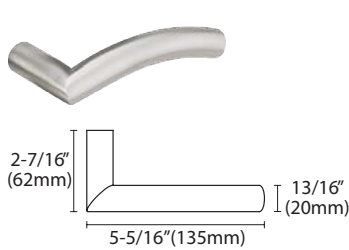
102 Munich
(32, 32D, CGY, CDB, C19G, C19)



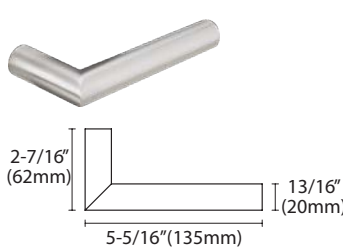
103 Oslo
(32, 32D, CGY, CDB, C19G, C19)



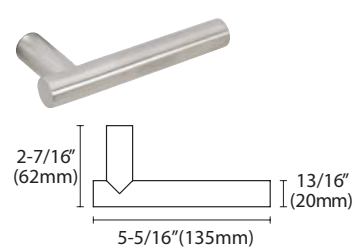
104 Brussels
(32, 32D, CGY, CDB, C19G, C19)



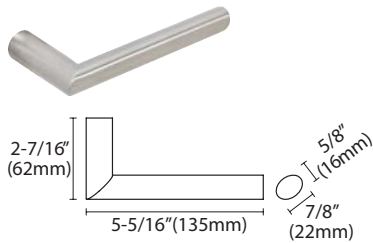
105 Frankfurt
(32, 32D, 10B, 19G, CGY, CDB, C19G, C19)



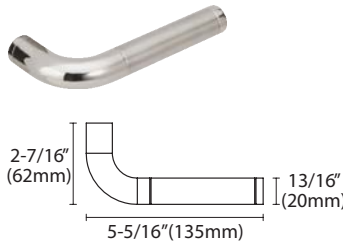
106 Copenhagen
(32, 32D, 10B, CGY, CDB, C19G, C19)



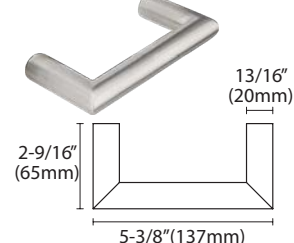
107 Stockholm
(32, 32D, CGY, CDB, C19G, C19)



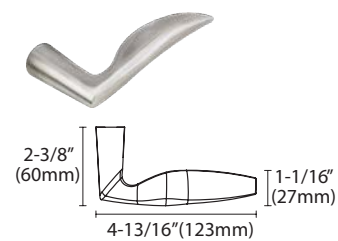
108 Vienna
(PVD4, SP, CGY, CDB, C19G, C19)



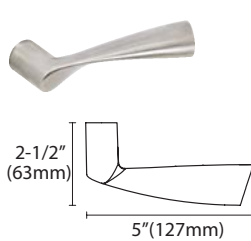
109 Stuttgart
(32, 32D, CGY, CDB, C19G, C19)



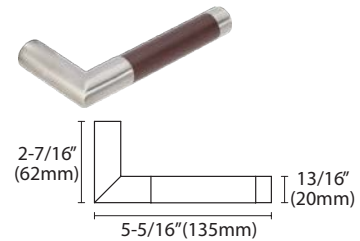
210 Air-stream
(32, 32D, 10B, CGY, CDB, C19G, C19)



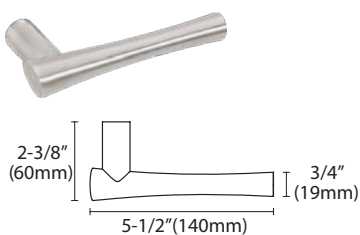
211 Breeze
(32, 32D, 10B, CGY, CDB, C19G, C19)



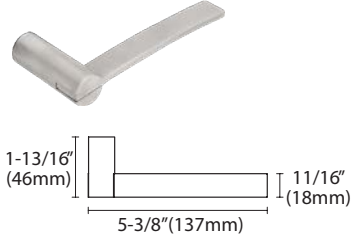
213 Cabernet
(32, 32D, CGY, CDB, C19G, C19)



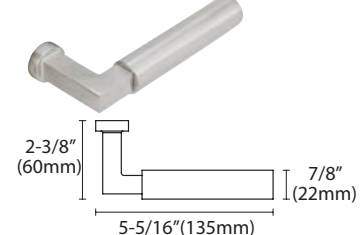
214 Champagne
(32, 32D, 10B, CGY, CDB, C19G, C19)



217 Horizon
(32, 32D, CGY, CDB, C19G, C19)

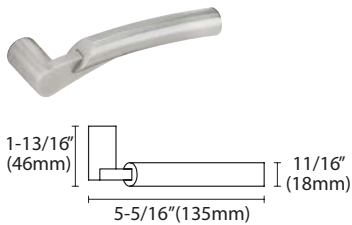


221 Aurora
(32, 32D, 10B, 19G, SP, CGY, CDB, C19G, C19)

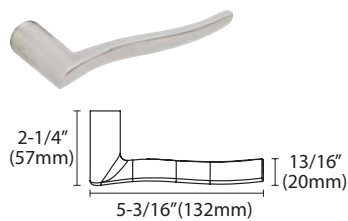


Lever Design Overview

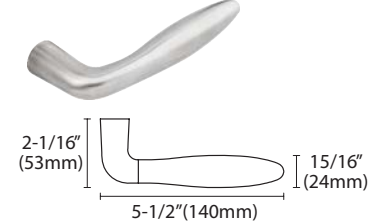
223 Phoenix
(32D, SP, CGY, CDB, C19G, C19)



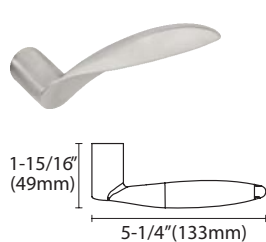
225 Waterfall
(32, 32D, CGY, CDB, C19G, C19)



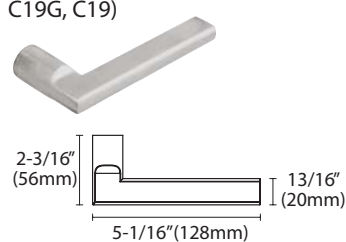
226 Summer
(32, 32D, CGY, CDB, C19G, C19)



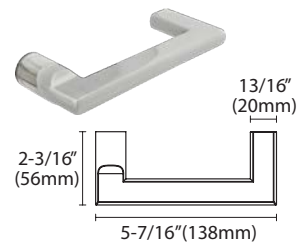
227 Stratus
(32, 32D, CGY, CDB, C19G, C19)



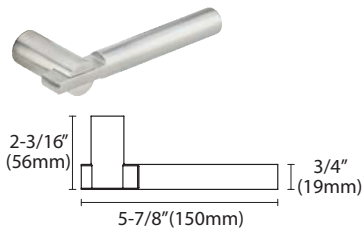
243 Sunrise
(32, 32D, 10B, 19G, PVD4, CGY, CDB, C19G, C19)



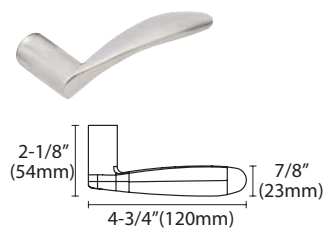
244 Twilight
(32, 32D, CGY, CDB, C19G, C19)



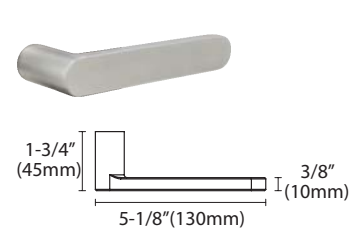
251 Sequoia
(32, 32D, SP, CGY, CDB, C19G, C19)



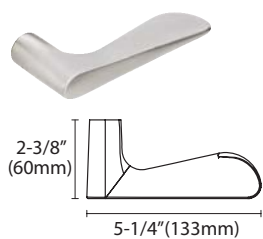
311 Crest
(32, 32D, 10B, CGY, CDB, C19G, C19)



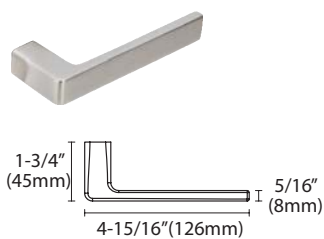
318 Café
(32, 32D, 10B, 19G, CGY, CDB, C19G, C19)



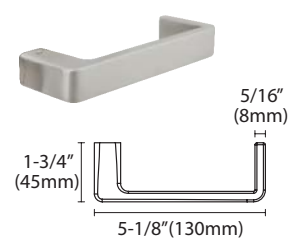
344 Ecco
(32, 32D, CGY, CDB, C19G, C19)



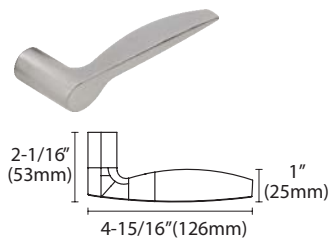
345 Tokyo
(32, 32D, 10B, 19G, CGY, CDB, C19G, C19)



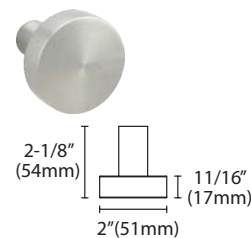
346 Osaka
(32, 32D, CGY, CDB, C19G, C19)



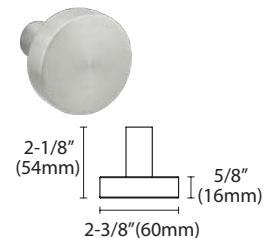
351 Toronto
(32, 32D, CGY, CDB, C19G, C19)



379 Arctic
(32, 32D, CGY, CDB, C19G, C19)

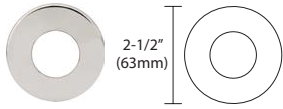


380 Polaris
(32, 32D, CGY, CDB, C19G, C19)

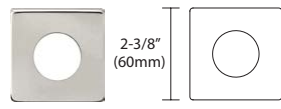


Rose & Plate Designs

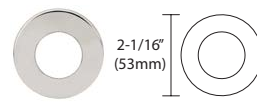
RA Rose



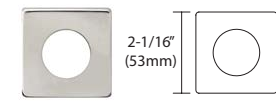
SE Rose



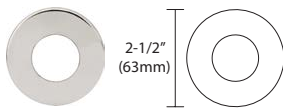
GT Rose




GS Rose



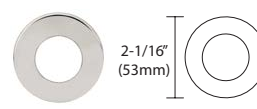
XRA Rose




XSE Rose



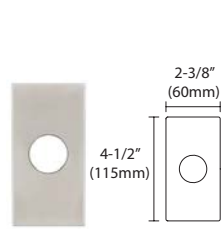
XGT Rose



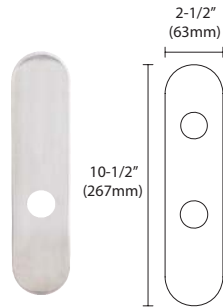
XGS Rose



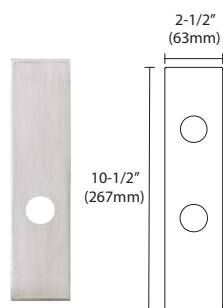
SH Plate



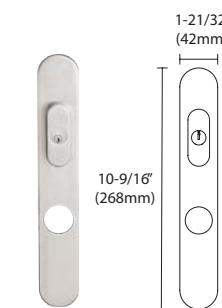
LA Plate



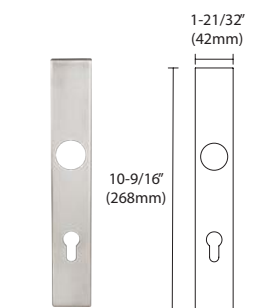
SF Plate




BP Plate




MU Plate



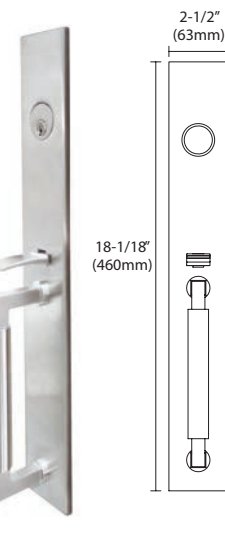
NY Plate




MH Plate



ME Plate



BW Plate



LIST PRICES

How to Order Tubular Lever, Latches & Handlesets

For standard (non-custom) orders

Item Code:

SF 105 L472 -32D -RH

Handing:

- RH Right Hand
 - LH Left Hand
 - RHR Right Hand Reverse
 - LHR Left Hand Reverse
- Specify for single dummy, entryset and mortise lockset.

Finish:

- 32D Satin Stainless Steel
 - 32 Polished Stainless Steel
 - SP Two-tone Satin/Bright Stainless Steel
 - 10B Oil Rubbed Bronze on Stainless Steel
 - 19G Graphite Black on Stainless Steel
 - PVD4 Satin Brass
- CeraMax® Ceramic Coating Finishes:
- C19G Graphite Black
 - C19 Flat Black
 - CGY Stormy Grey
 - CDB Dark Bronze
- Other custom colors on request; inquire about pricing

Lever:

- 101 Cologne
- 102 Munich
- 103 Oslo
- 104 Brussels
- 105 Frankfurt
- 106 Copenhagen
- 107 Stockholm
- 108 Vienna
- 109 Stuttgart
- 210 Air-stream
- 211 Breeze
- 213 Cabernet
- 214 Champagne
- 217 Horizon
- 221 Aurora
- 223 Phoenix
- 225 Waterfall
- 226 Summer
- 227 Stratus
- 243 Sunrise
- 244 Twilight
- 251 Sequoia
- 311 Crest
- 318 Café
- 344 Ecco
- 345 Tokyo
- 346 Osaka
- 351 Toronto
- 379 Arctic
- 380 Polar

Rosette:

- RA Rose
- SE Rose
- GT Rose
- GS Rose
- SH Plate
- LA Plate
- SF Plate
- NY Plate
- MH Plate

Function:

Tubular Latch

- L461 Tubular Latch, Passage with TL4 Latch, 2-3/8" Backset
- L462 Tubular Latch, Privacy with TL4 Latch, 2-3/8" Backset
- L465 Tubular Latch, Half Passage with TL4 Latch, 2-3/8" Backset
- L466 Tubular Latch, Privacy with TL4 Latch and Privacy Bolt, 2-3/8" Backset (For LA, SF only)
- L471 Tubular Latch, Passage with TL4 Latch, 2-3/4" Backset
- L472 Tubular Latch, Privacy with TL4 Latch, 2-3/4" Backset
- L475 Tubular Latch, Half Passage with TL4 Latch, 2-3/4" Backset
- L476 Tubular Latch, Privacy with TL4 Latch and Privacy Bolt, 2-3/4" Backset (For LA, SF only)
- DL Dummy Single Left (Tubular Lever sets)
- DR Dummy Single Right (Tubular Lever sets)
- DP Dummy Pair (LA, SF only)
- EDP Dummy Entry (LA, SF only)
- C563 Tubular Entry Handleset with TL5 Latch, 2-3/8" Backset (For NY, MH only)
- C573 Tubular Entry Handleset with TL5 Latch, 2-3/4" Backset (For NY, MH only)
- TDP Dummy Entry (Tubular Entry Handleset)

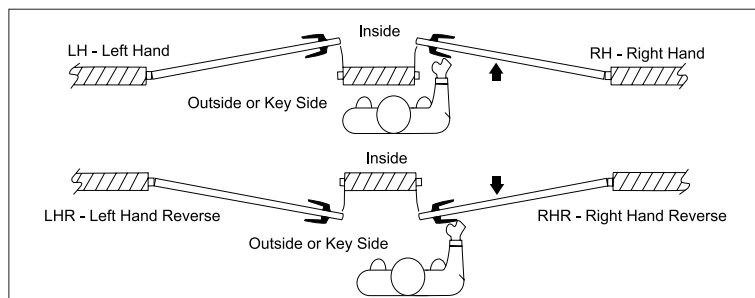
Tubular Latch and Deadbolt Combo

- C463 Combo Deadbolt with TL4 Latch, 2-3/8", Single Cylinder (For LA, SF only)
- C473 Combo Deadbolt with TL4 Latch, 2-3/4", Single Cylinder (For LA, SF only)
- C464 Combo Deadbolt with TL4 Latch, 2-3/8", Double Cylinder (For LA, SF only)
- C474 Combo Deadbolt with TL4 Latch, 2-3/4", Double Cylinder (For LA, SF only)

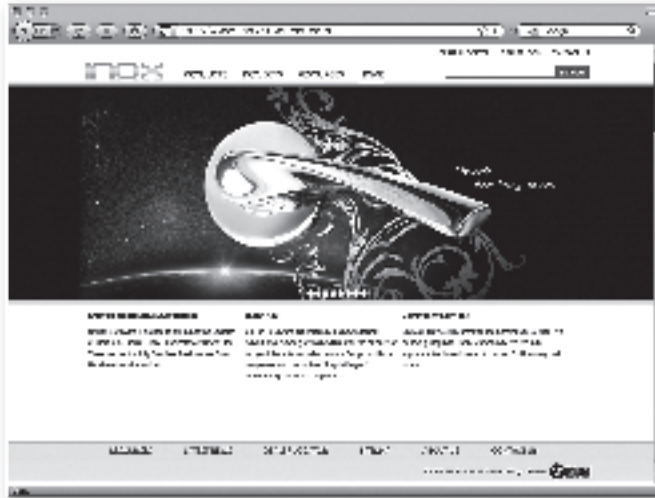
For Complete Sets using TL4 Fire Latches, please add "F" behind Function Codes (i.e. RA105L462F-32D)

Note: For ordering split finish or design between Outside and Inside Trim, use Outside x Inside before specifying function and handing. i.e. LA105-32 x SF221-32D

DETERMINING DOOR HANDING



LHR/RHR is not necessary to specify for trim; it refers to the latch direction, which is not set on the Multipoint lock cases. INOX only provides the trim.



Please visit our website
www.inoxproducts.com
for more technical and new product information.

INOX™

6 Wayne Court, Sacramento, CA 95829, USA

Tel: +1.916.388.1888

Fax: +1.916.388.8322

Email: info@unisonhardware.com

Web: www.inoxproducts.com

DEPARTMENT EMAIL

Purchase Orders: orders@unisonhardware.com

Account Management: sales@unisonhardware.com

Return Requests: returns@unisonhardware.com

Marketing: marketing@unisonhardware.com

Finance & Administration: finance@unisonhardware.com