



PD97

Electrified Mortise Locks for Sliding Doors

- "Smart" on-board PCB allows 12/24V input without the need for field selection
- Lockcase is built with an advanced stepper motor that provides quiet operation as well as an elegant aesthetic
- Built-in emergency egress

SPECIFICATIONS

Door	1-3/4" (45mm) Standard
Thickness	1-3/8" (35mm) Thin Door Kit <i>available for XGT only</i> 2" to 2-1/4" (50mm to 57mm) Thick Door Kit available
Backset	2-3/4" (70mm) 2-1/2" (63.5mm)
Lever Spindle	8 x 8mm square
Thumbturn Spindle	5 x 5mm square
Center to Center Distance	Lever to Cylinder: 3-7/8" (98mm) Lever to Thumbturn: 2-11/16" (68mm)
Handing	Specify handing when ordering
Cylinder	Schlage C keyway 6 pin, 1-1/4" mortise cylinder with 2 keys (standard) optional SFIC and LFIC housing and cores available
CAM	CAM01-SCL Clover Cam
Material	Trim: Stainless Steel Lockcase: Heavy gauge Steel Bolt: Brass and Stainless Steel Faceplate/Strike: Stainless Steel Cylinder: Solid Brass

ELECTRICAL SPECIFICATIONS

Maximum current for individual part when in operation at 12/24V:

Lock Body	560 mA
Keypad	90mA
Handwave	30 mA
Relay	30 mA
Monitor	30 mA



CODE COMPLIANCE

- UL1034 Burglary-Resistant Electric Locking Mechanisms
- UL294 Standard for Access Control System Units
- ANSI/BHMA A156.25 Electrified Mortise Locks
- ANSI/BHMA A156.18 Finishes
- ANSI A117.1 ADA Accessibility

FINISH

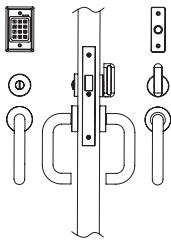
- 32D Satin Stainless Steel
- 32 Bright Stainless Steel
- PVD4 Satin Brass (243 and 276 levers)
- CeraMax Ceramic Coating: C19G Graphite Black, C19 Flat Black, CGY Stormy Grey, CDB Dark Bronze

APPLICATION

PD97 electrical sliding door locks are suitable for a wide range of applications, including but not limited to Hospitality, Healthcare, Commercial, Class A Office, and High-end Residential.

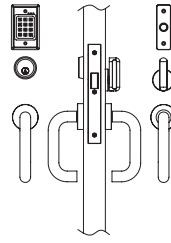
PD97 ELECTRIFIED MORTISE LOCK

FUNCTION



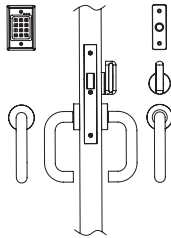
Privacy: PD9740

- Door locks with thumbturn; unlocks with inside lever or outside coin release
- Thumbturn inside throws/retracts deadbolt to lock/unlock door
- Outside lever is rigid at all times
- Inside lever always unlocks deadbolt for emergency egress



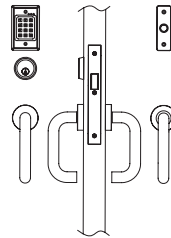
Entry / Office: PD9750

- Insert and turn key from outside to throw/retract deadbolt to lock/unlock door
- Thumbturn inside throws/retracts deadbolt to lock/unlock door
- Outside lever is rigid at all times
- Inside lever always unlocks deadbolt for emergency egress
- Optional access control relay device provides authentication or triggering for power transfer to lock



Patio/Exit: PD9760

- Thumbturn inside throws/retracts deadbolt to lock/unlock door
- Outside lever is rigid at all times
- Inside lever always unlocks deadbolt for emergency egress



Classroom: PD9770

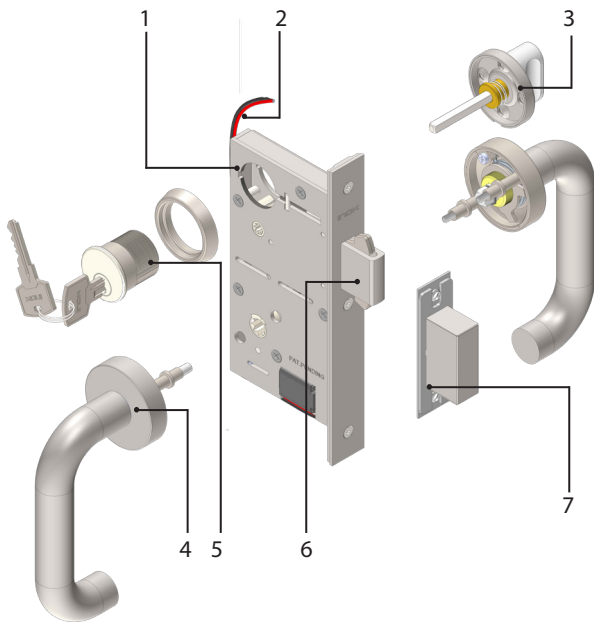
- Insert and turn key from outside to throw/retract deadbolt to lock/unlock door
- Door cannot be locked from inside
- Outside lever is rigid at all times
- Inside lever always unlocks deadbolt for emergency egress

FUNCTION TABLE

	Privacy	Entry / Office	Patio/Exit	Classroom
Outside Lever	x	x	x	x
Inside Lever	x	x	x	x
Lockcase	x	x	x	x
Cylinder		x		x
Coin Turn	x			
Inside Thumbturn	x	x	x	
Access Control Optional Accessories				
Power Supply	x	x	x	x
Keypad	x	x	x	x
Push Button	x		x	x
Handwave	x		x	x

PD97 ELECTRIFIED MORTISE LOCK

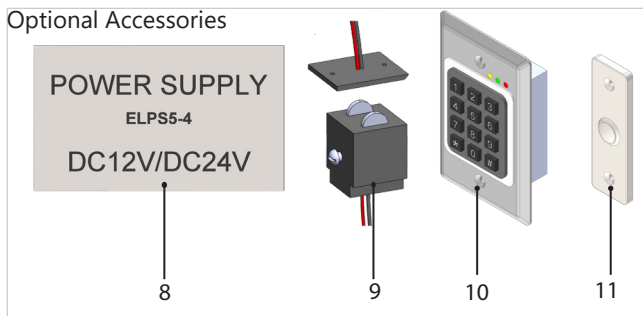
COMPONENTS



Description

- | | |
|---|---|
| 1 | PD97 lockcase and faceplate; 2-3/4" backset PD97-234 or 2-1/2" backset PD97-212 |
| 2 | Electrical wire from PD97 lockcase |
| 3 | TT02 thumbturn |
| 4 | Heavy-duty stainless steel cast rose with choice of X Series lever design |
| 5 | Schlage C keyway, 6 pin 1-1/4" mortise cylinder CMB1146 |
| 6 | 1" (25.4mm) heavy-duty brass bolt throw with self-retracting non-marring hooks |
| 7 | 1/4" (6.35mm) adjustable strike PD97-ADJ-STRK |

Optional Accessories




Optional Accessories, use the part numbers below as new line items.

- | | |
|----|---|
| 8 | Power Supply ELPS5-4 |
| 9 | Power Transfer Contact EL-PTC-20 |
| 11 | Stainless Steel keypad AC-KP1200 |
| 11 | Push Button AC-PB100 |

NOTE: PD97 locks only require 3~6 seconds of continuous power to engage or retract deadbolt; time varies subject to soft close or weatherstripping conditions on sliding door. Continuous power longer than required will damage the motor, so make certain that your connected relay has a timed function.

CHECK DOOR HANDING

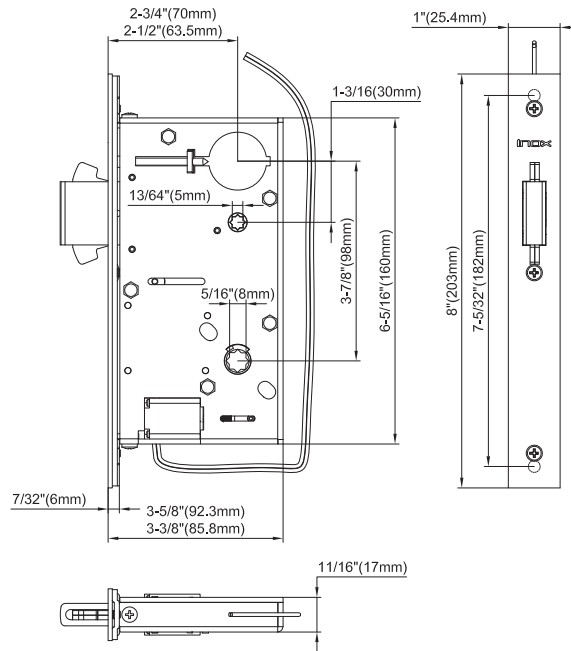


Locksets for Left Hand (LH) Sliding Door

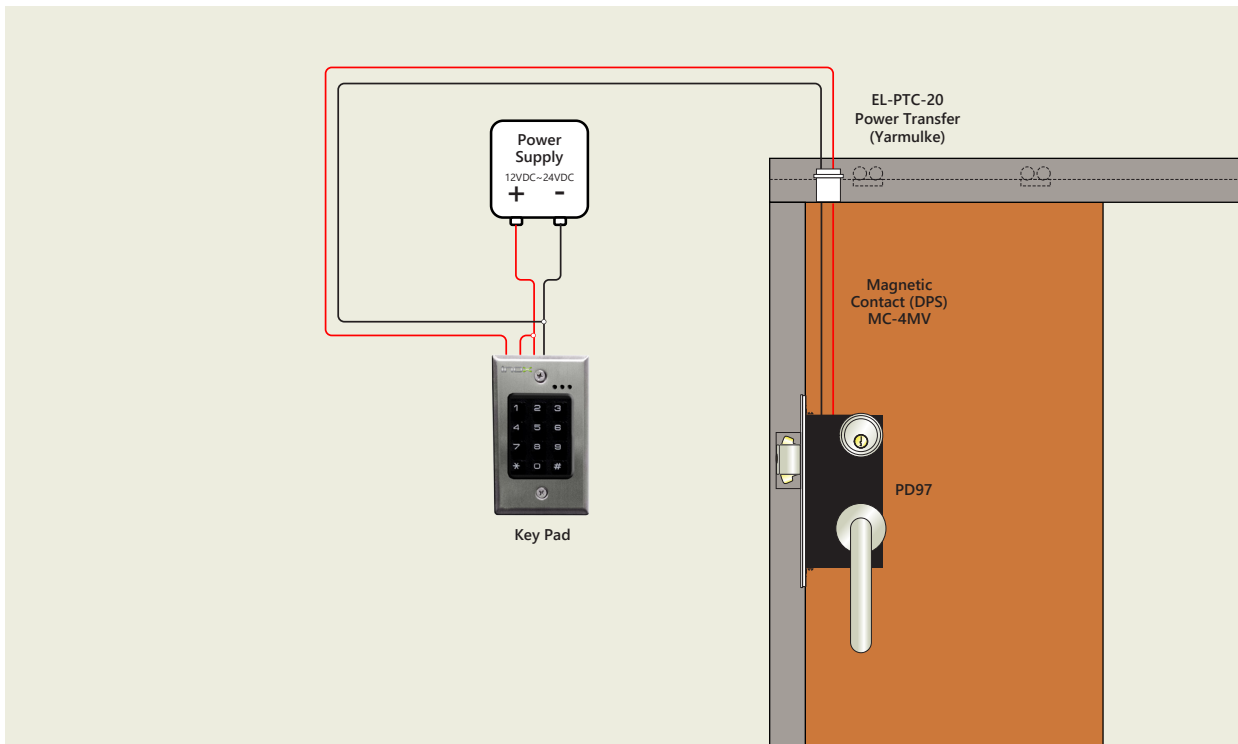
Locksets for Right Hand (RH) Sliding Door

PD97 ELECTRIFIED MORTISE LOCK

DIMENSIONS



WIRING DIAGRAM



This product for UL compliance shall be used with UL Listed access control and burglar alarm control panels / peripheral devices. Accessories are shown for reference only and not evaluated for UL294 or UL1034.

TRIM AND THUMBTURN OPTIONS

ROSE & LEVER DESIGN



XGT Rose



XGS Rose

*Return-to-Door Lever Designs comply with California and other state building codes for door openings



201 COLOGNE



202 MUNICH*



205 FRANKFURT



221 AURORA



243 SUNRISE



244 TWILIGHT*



276 PLAZA



318 CAFE



319 HAMPTON



320 EMPIRE




345 TOKYO



346 OSAKA*

THUMBTURN OPTIONS



Ref. Description

Part Number

1	TT02 Thumbturn in Round Rosette	EC-R460TT02
2	TT02 Thumbturn in Square Rosette	EC-S420TT02
3	TT04 Thumbturn in Round Rosette	EC-R460TT04
4	TT04 Thumbturn in Square Rosette	EC-S420TT04
5	ADA TT07 Thumbturn in Round Rosette	EC-R460TT07-ADA
6	ADA TT07 Thumbturn in Square Rosette	EC-S420TT07-ADA

PD97 ELECTRIFIED SLIDING DOOR MORTISE LOCK

ELECTRIFIED LOCKS COMPARISON

Trim	PD97	PD97PT	PD97ATL	PD97ES
X Series Trim	x	x	x	x
Outside Surface Pull with Inside Lever for Egress	x	x	x	x
Performance Capabilities				
Touchless Unlocking	x	x	x	x
Built-in Power Transfer within Lockset		x	x	x
Self-latching/Auto-locking*			x	x
Auto-locking with Monitoring Panel				x
Compliance Certification				
UL294 Safety and Security for Access Control System		x	x	x
UL1784 Air Leakage Test for Draft, Smoke Door Assembly			x	x
UL1034 Burglary Resistant Electric Lock Mechanism	x	x	x	x
ANSI/BHMA A156.25 Electrified Locking Device	x	x	x	x

* Office Function only



HOW TO ORDER A MORTISE LOCK FOR SLIDING DOOR

HOW TO ORDER LOCKSETS

Use the sequence below to order mortise locksets specification. Please see price book for parts or additional service upcharge.

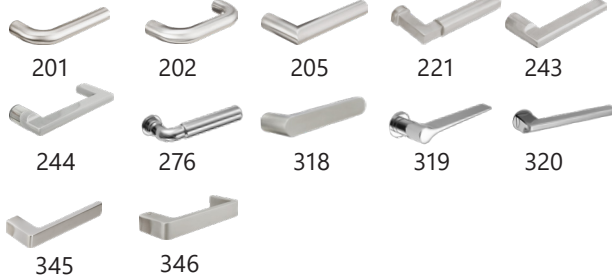
Rose	Lever	Lock	Function	Backset	Cylinder	Thumbturn	Finish	Handing
XGT	318	-PD97	40	A	CMB1146	GT07	32D	LH
1	2	3	4	5	6	7	8	9

rose



XGT XGS

lever



lock

PD97

functions

- 40 Privacy
- 50 Entry / Office
- 60 Patio / Exit
- 70 Classroom

5 backset

Backset Blank = 2-3/4"

Backset A = 2-1/2"

6 cylinder



CMB1146

1-1/4" Cylinder, 6 pin

EC-R460COL *Round Collar*
EC-S420COL *Square Collar*

CMB1186

1-1/8" Cylinder 6 Pin

No Collar Required

CMB1386

1-3/8" Cylinder, 6 pin

EC-R417COL *Round Collar*
EC-S420COL + EC-R456COL *Square Collar*



CMB1146-ICBA-HUS

1-1/4" SFIC housing, 6 pin

EC-R460COL *Round Collar*
EC-S420COL *Square Collar*

CMB1387-ICBA-HUS

1-3/8" SFIC housing, 7 pin

EC-R417COL *Round Collar*
EC-S420COL + EC-R456COL *Square Collar*



CMB112-LFIC-HUS

1-1/2" LFIC housing, 6 pin

EC-R417COL *Round Collar*
EC-S420COL + EC-R456COL *Square Collar*

7 thumbturn



GT02



GT04



GT07



GS02



GS04



GS07

8 finish

Standard:



32D




C19G



C19



CGY



CDB



32



PVD4

9 handing

RH = Right Hand LH = Left Hand

HOW TO ORDER A MORTISE LOCK FOR SLIDING DOOR

HOW TO ORDER LOCKSETS WITH Exterior surface pull

Use the sequence below to order mortise locksets specification. Please see price book for parts or additional service upcharge.

Outside Pull	Inside Rose	Inside Lever	Lock	Function	Backset	Cylinder	Thumbturn	Finish	Handing
PHIX31108 ST	XGT	243	-PD97	50	A	CMB1146	GT07	32D	LH
1	2	3	4	5	6	7	8	9	10
PULL	ROSE	LEVER					LOCK	FUNCTION	
PHIX31108ST	XGT XGS	201	202	205	221	243	PD97	40 Privacy 50 Office / Entry 60 Patio / Exit 70 Classroom	
PHIX30108ST		244	276	318	319	320			
PHIX330.512.8ST		345	346						

5 backset

Backset Blank = 2-3/4"

Backset A = 2-1/2"

6 cylinder



CMB1146

1-1/4" Cylinder, 6 pin

EC-R460COL Round Collar
EC-S420COL Square Collar

CMB1186

1-1/8" Cylinder 6 Pin

No Collar Required

CMB1386

1-3/8" Cylinder, 6 pin

EC-R417COL Round Collar
EC-S420COL + EC-R456COL Square Collar



CMB1146-ICBA-HUS

1-1/4" SFIC housing, 6 pin

EC-R460COL Round Collar
EC-S420COL Square Collar

CMB1387-ICBA-HUS

1-3/8" SFIC housing, 7 pin

EC-R417COL Round Collar
EC-S420COL + EC-R456COL Square Collar



CMB112-LFIC-HUS

1-1/2" LFIC housing, 6 pin

EC-R417COL Round Collar
EC-S420COL + EC-R456COL Square Collar

7 thumbturn



GT02



GT04



GT07



GS02



GS04



GS07

8 finish

Standard:



32D



C19G



C19



CGY



CDB



32



PVD4

9 handing

RH = Right Hand

LH = Left Hand

