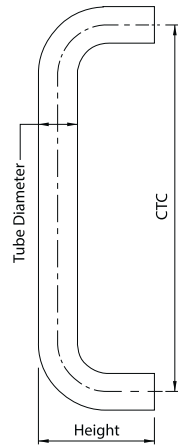


Surface Pull Options

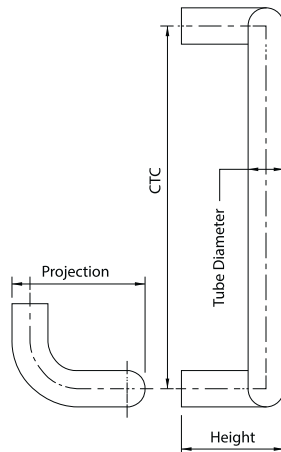
Finishes: US32D (630) Satin Stainless Steel
 US32 (629) Bright Stainless Steel
 US19 (622) Flat Black

U-Shape Pull



CTC	Length	Height	Item Number
<i>Tube Diameter: Dia. 3/4"</i>			
6"	6-3/4"	2-3/4"	PHIX31106
8"	8-3/4"	2-3/4"	PHIX31108
10"	10-3/4"	2-3/4"	PHIX31110
12"	12-3/4"	2-3/4"	PHIX31112
<i>Tube Diameter: Dia. 1"</i>			
10"	11"	3"	PHIX31210
12"	13"	3"	PHIX31212
<i>Tube Diameter: Dia. 1-1/4"</i>			
12"	13-1/4"	3-1/4"	PHIX31312
18"	19-1/4"	3-1/4"	PHIX31318

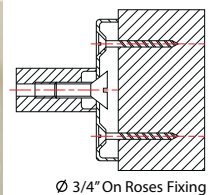
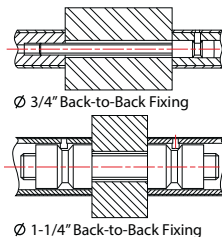
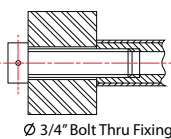
D-Shape Pull

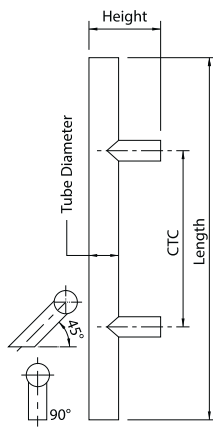


CTC	Length	Height	Projection	Item Number
<i>Tube Diameter: Dia. 1"</i>				
10"	11"	3-1/4"	4-1/2"	PHIX32210
12"	13"	3-1/4"	4-1/2"	PHIX32212
<i>Tube Diameter: Dia. 1-1/4"</i>				
12"	13-1/4"	3-1/2"	4-3/4"	PHIX32312
18"	19-1/4"	3-1/2"	4-3/4"	PHIX32318

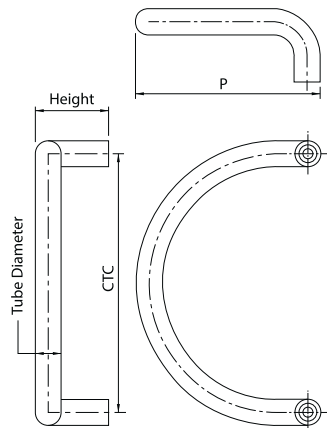
Functions:

- * Bolt-thru = 1 Single pull + 1 Bolt-thru fixing pack (Function Code: BT)
- * Back-to-back = 2 Single pulls + 1 Back-to-back fixing pack (Function Code: BTB)
- * On rosette = 1 Single pull + 1 On-Roses fixing pack (Function Code: OR) * Only available for U shape pull Dia. 3/4"

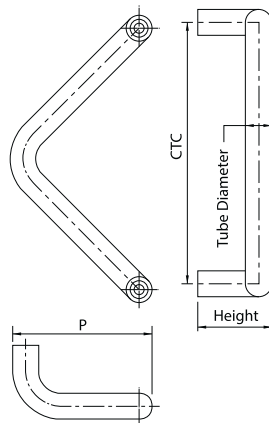


T-Shape Pull

CTC	Length	Height	Degree	Item Number
<i>Tube Diameter: Dia. 1-1/4"</i>				
10"	18"	3"	90°	PHIX33310
12"	20"	3"	90°	PHIX33312
18"	26"	3"	90°	PHIX33318
48"	56"	3"	90°	PHIX33348
60"	68"	3"	90°	PHIX33360
10"	18"	3"	45°	PHIX34310
12"	20"	3"	45°	PHIX34312
18"	26"	3"	45°	PHIX34318
<i>Tube Diameter: Dia. 7/8"</i>				
5-1/2"	8"	2.5"	90°	PHIX330.512.8

C-Shape Pull

CTC	Length	Height	Projection	Item Number
<i>Tube Diameter: Dia. 1-1/4"</i>				
12"	13-1/4"	3-3/8"	8"	PHIX35312

V-Shape Pull

CTC	Length	Height	Projection	Item Number
<i>Tube Diameter: Dia. 1-1/4"</i>				
12"	13-1/4"	3-1/4"	6"	PHIX36312